

# 212X WEIGHT INDICATOR

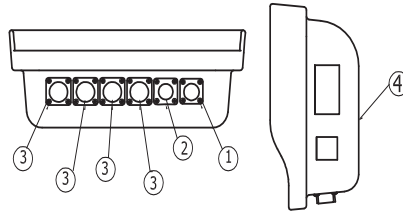
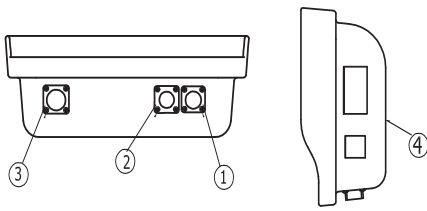
## 212X-1S

2" LCD Display  
1x DC Power Conn.  
1x I/O Conn.  
1x Load Cell Conn.

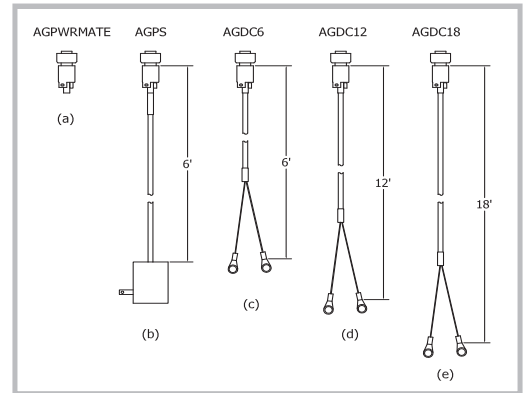


## 212X-4S

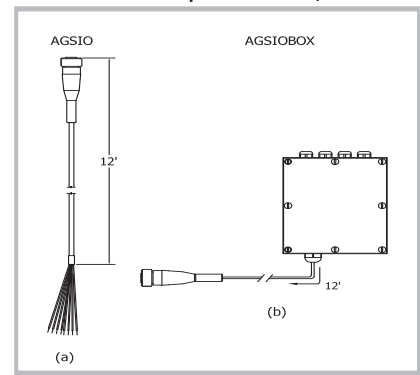
2" LCD Display  
1x DC Power Conn.  
1x I/O Conn.  
4x Load Cell Conn.



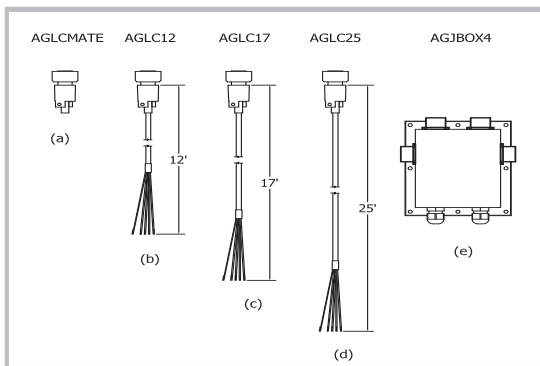
### Option 1 - Power



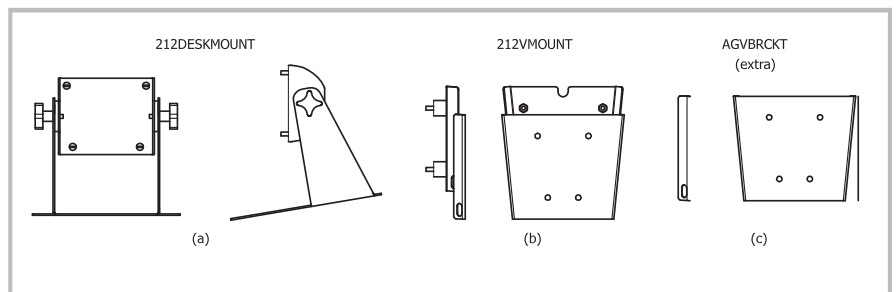
### Option 2 - I/O



### Option 3 - Load Cell



### Option 4 - Mounting



Cardinal Scale reserves the right to improve, enhance or modify features and specifications without prior notice. All registered trademarks are the property of their respective owners.

**SOLD BY:**