




Mounting the SB600 on Cardinal Scale's 10 ft. or 12 ft. High Mounting Pole


The SB600 remote display can be mounted to Cardinal Scale's 4.5-inch OD 10-foot high mounting pole with base plate (8100-D028-0A), or 12-foot high mounting pole with base plate (8100-D028-1A), using the included SB600 Pole Bracket and *two* purchased U-bolts. The pole bracket has been designed with four 0.55-inch holes, spaced to accommodate *two* 4.5-inch Clamping U-bolts to secure the bracket to the pole. The U-bolts can be purchased from the Cardinal Scale Parts Department at (800) 641-2045 or parts@cardet.com. The part number is 6021-6506 (Clamping U-Bolt, Zinc-Plated Steel). A quantity of two are required.





1. Assemble the two clamping U-bolts, and then slide both U-bolts onto the pole in the approximate mounting position and spacing for the holes in the pole bracket.



2. Place the pole bracket over the U-bolts, and install the four serrated-flange locknuts finger-tight to hold the bracket in position. Ensure the bracket is properly oriented on the pole, and then using a 9/16 deep-well socket and ratchet, completely tighten the nuts to secure the bracket to the pole.




IMPORTANT! Visually check both sides of the pole to ensure the U-bolts are completely tightened against the pole.



3. With the pole installed, align the bracket on the back of the SB600 with the bracket on the pole. Lower the SB600 until the top of the two brackets are flush with each other.



4. To ensure the SB600 is correctly installed in the pole bracket, visually check to see that the SB600 bracket is completely down and resting against the bottom stops in the pole bracket.



5. To secure the SB600 in the pole bracket, there are tabs on each end of the bracket that can be bent over to secure the SB600 in place. Simply insert a flat-blade screwdriver in the slot and lift up and forward towards the SB600. To further secure the SB600 in the pole bracket (*and to prevent theft*) both brackets have a security hole in which a padlock can be installed.



Printed in USA

3601-0785-0M Rev A 09/19

Cardinal Scale Mfg. Co.

102 E. Daugherty, Webb City, MO 64870 USA

Ph: 417-673-4631 or 1-800-641-2008

Fax: 417-673-2153

www.cardinalscale.com

Technical Support: 1-866-254-8261

E-mail: tech@cardet.com