

CB6

Sealed Bending Beam Stainless Steel Load Cells

- **10 to 200 kg capacities**
- **Excellent price-to-performance ratio**
- **Proven bending beam design**
- **Stainless steel construction**
- **NTEP or OIML certified**
- **Environmentally protected to IP68 and IP69K**
- **Wiring color code on each end of cell**

The CB6 is a high performance, sealed bending beam load cell for use in low profile platforms, flexure bases, hanging scales, scale conversions, hopper and packaging scales, and a variety of other medical, industrial, and process weighing applications.

The CB6 is easy to install and use and is interchangeable with most other load cells of its type. Stainless steel construction and welded bellows seals are critical components making the CB6 ideally suited for use in harsh and corrosive environments and where routine washdowns occur.



MECHANICAL DATA

Rated Capacity, (R.C.) E_{max}	10, 20, 50, 100, and 200 kg
Minimum Dead Load	0 kg
Safe Load Limit	150% R.C.
Ultimate Load	300% R.C.
Deflection at R.C.	0.2 to 0.4 mm
Spring Element Material	17-4 PH
Net Weight	0.4 kg

CERTIFICATE DATA

Issuing Body	NTEP / OIML
Certificate Number	21-048 / R60 / 2017-A-NL1-21.15
Accuracy Class	III / C3
Maximum Number of Load Cell Intervals, n_{max}	4,000 / 3,000
Single/Multiple	S
Humidity Symbol	CH
Minimum Load Cell Verification Interval V_{min}	001, .002, .005, .01, and .02 kg

ELECTRICAL DATA

Rated Output	2 ± 0.1% mV/V
Excitation Voltage, Recommended	10 VDC
Excitation Voltage, Maximum	15 VDC
Cable Length	3 m
Terminal Resistance	
Excitation	400 ± 20 ohms
Signal	350 ± 3 ohms
Zero Load Output	± 2% R.C.
Insulation Resistance	>5000 megohms at 50 VDC

ENVIRONMENTAL DATA

Temperature Compensation Range	-10°C to +40°C
Operating Temperature Range	-30°C to +70°C
Construction & Protection Code	IP68 and IP69K
Barometric Pressure Effect on Zero Load Output	<1 v (min)/1kPa

CB6

Sealed Bending Beam Stainless Steel Load Cells



Models/Capacities



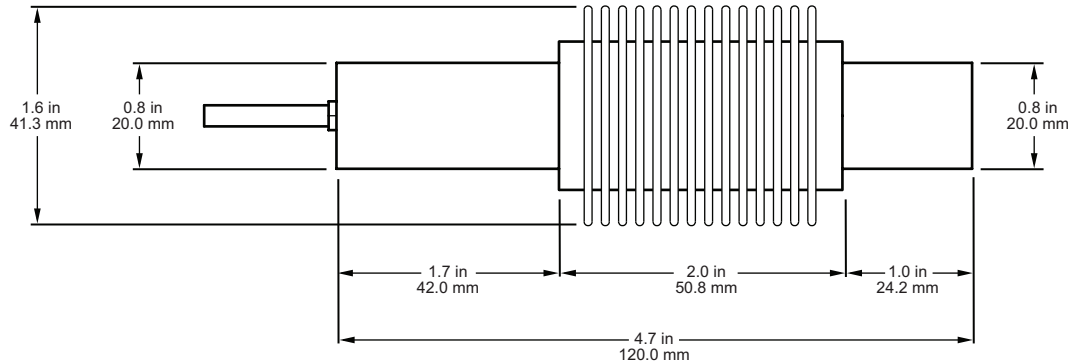
CB6-10KG*: 10 KG | CB6-20KGP: 20 KG
CB6-50KGP: 50 KG | CB6-100KGP: 100 KG
CB6-200KGP: 200 KG



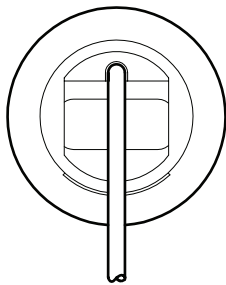
* Not "Legal for Trade"



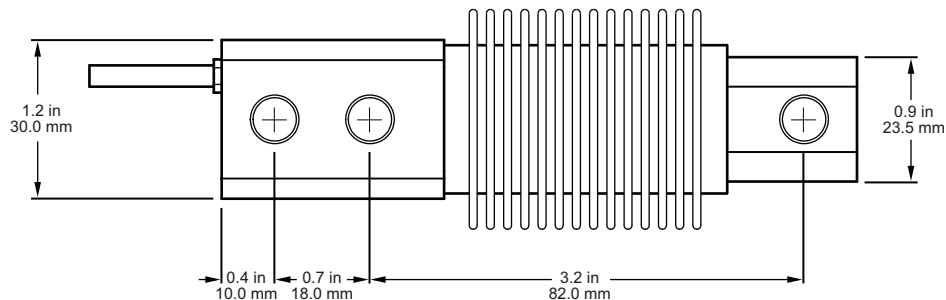
SIDE VIEW



END VIEW



TOP VIEW



ELECTRICAL INFORMATION



State-of-the-Art Load Cell Manufacturing Facility ISO 9001 Quality Environment



CERTIFICATIONS

Standard CB6-20kg to CB6-200kg meets all the requirements for NTEP: S, III, 4000. Standard CB6-10kg to CB6-200kg meets the requirements for OIML: C3. CB6-10kg to CB6-200kg are optionally available to meet the requirements for OIML: C4, NTEPCC does not apply to CB6-10.



VCAP CERTIFIED

Cardinal Scale has been formally audited and found to be fully compliant with the Verified Conformity Assessment Program (VCAP) administered by the National Type Evaluation Program (NTEP) of the National Conference on Weights and Measures (NCWM).

Cardinal Scale reserves the right to improve, enhance or modify features and specifications without prior notice. All registered trademarks are the property of their respective owners.

Cardinal
 Cardinal Scale Manufacturing Co.
 102 E. Daugherty, Webb City, MO 64870 USA
 Ph: 417-673-4631 or 800-441-4237 • Fax: 2153
www.CardinalScale.com

SOLD BY:

