




# Enterprise®

POS/LOGISTICS SCALES



DETECTO APS15 with optional APPOST tower and APSRD remote display



DETECTO APS30 with optional APSRD remote display



## Retail Point-of-Sale **WEIGHING**



# Cash Register + PC Connectivity

DETECTO's Enterprise® APS series scales connect to most point-of-sale systems for checkout applications and to personal computers for many other applications that require weight data.



**Enterprise**  
POS/LOGISTICS SCALES


DETECTO  
Model APS15

## EASY INTEGRATION

Compatible with most cash register systems and PC applications

## HIGHLY ACCURATE

Accuracies as fine as 0.1 ounces for weighing the smallest of items

- Capacities Available from 160 Ounces up to 250 Pounds
- NTEP Legal-for-Trade Wireless Capability 
- Tower Display and Remote Display Mounting Options

## 4 Platform Sizes 6 Capacities




The Enterprise® series retail point-of-sale scales offer a multitude of stainless steel platform sizes to choose from (6 x 10 inch up to 18 x 18 inch) and capacities ranging from 160 oz x 0.1 oz up to 250 lb x 0.1 lb.



Easy-to-read, brilliant backlit green LCD with bold digits offers high visibility in any lighting condition.

## CHECKOUT • BATCHING • SELF-SERVICE

- Supports most major POS protocols
- Heavy-duty construction
- ISO 9001:2008 certified
- Overload stops and bubble level
- 4 Ports: 1 USB-B and 3 RS-232 serial
- Ball top transfer option for logistics weighing
- Adjustable digital filtering



DETECTO's StableSENSE® digital filtering removes or greatly reduces changes in the weight display resulting from movement on the scale platform and can be adjusted to digitally filter out vibrations or other noise, such as cash register conveyor belts, that might make the weight unstable.



**Brushed Stainless Steel Platform  
for Long-Lasting Durability  
and Easy Clean-up**

DETECTO  
Model APS160

**Includes AC adapter and  
one RS-232 serial cable**



RS-232 serial cable (4 ft / 122 cm long)



100-240 VAC 50/60Hz 12 VDC 1A wall  
plug-in UL/CSA listed AC power adapter  
(Cardinal part no. 6800-1045)



## OPTIONAL ACCESSORIES



**Remote Display**  
Additional LCD display, 6 ft. cable, wall mounting bracket, and Velcro strip  
Model APSRD



**Tower Post**  
Remote display post (14-in / 35.5-cm high)  
Model APSPOST

**Ball Top Transfers**  
Available for 12 x 14 and 18 x 18 inch platforms  
Model BT1214 / BT1818



## REMOTE DISPLAY MOUNTING VARIATIONS

**Mount APSRD on wall with included Velcro strips**



**Mount APSRD on wall with mounting bracket and screws**



**Mount APSRD on APSPOST display tower**



MODEL	PLATFORM SIZE	CAPACITY	INCREMENTS	DIVISIONS	LOAD CELL	SHIP WT.	UPC CODE
<b>APS8</b>	6 in x 10 in / 15 cm x 25 cm	15 lb	0.01 lb	1,500	TSP-10KG	10 lb / 4.5 kg	809161193107
		7.5 kg	0.005 kg	1,500			
<b>APS10</b>	6 in x 10 in / 15 cm x 25 cm	30 lb	0.01 lb	3,000	TSP-15KG	10 lb / 4.5 kg	809161191202
		15 kg	0.005 kg	3,000			
<b>APS12</b>	6 in x 10 in / 15 cm x 25 cm	160 oz	0.1 oz	1,600	TSP-10KG	10 lb / 4.5 kg	809161193206
<b>APS160</b>	10 in x 10 in / 25 cm x 25 cm	160 oz	0.1 oz	1,600	TSP-10KG	12 lb / 5.4 kg	809161191301
<b>APS15</b>	10 in x 10 in / 25 cm x 25 cm	15 lb	0.01 lb	1,500	TSP-10KG	12 lb / 5.4 kg	809161191400
		7.5 kg	0.005 kg	1,500			
<b>APS20</b>	10 in x 10 in / 25 cm x 25 cm	30 lb	0.01 lb	3,000	TSP-15KG	12 lb / 5.4 kg	809161193305
		15 kg	0.005 kg	3,000			
<b>APS30</b>	12 in x 14 in / 31 cm x 36 cm	30 lb	0.01 lb	1,500	TSP-15KG	15.4 lb / 7 kg	809161191509
		15 kg	0.005 kg	3,000			
<b>APS70</b>	12 in x 14 in / 31 cm x 36 cm	70 lb	0.02 lb	3,500	TSP-30KG	26 lb / 11.8 kg	809161191608
		31 kg	0.01 kg	3,500			
<b>APS150</b>	12 in x 14 in / 31 cm x 36 cm	150 lb	0.05 lb	3,000	TSP-100KG	33 lb / 15 kg	809161191707
		60 kg	0.02 kg	3,000			
<b>APS250</b>	18 in x 18 in / 46 cm x 46 cm	250 lb	0.1 lb	2,500	TSP-100KG	55 lb / 25 kg	809161191806
		113 kg	0.05 kg	2,500			

**Power Supply:** 100-240 VAC 50/60Hz 12 VDC 1A wall plug-in UL/CSA listed AC power adapter included (Cardinal part no. 6800-1045)

**Display:** 5-digit, 7-segment, 0.875-in / 22-mm high backlit bright green LCD with 0.71-in / 18-mm high digits

**Interfaces:** 3 RS-232 serial (1 RS-232 cable included), 1 USB-B, OPOS compatible, most POS system protocols included (Cardinal Scale/SMA, NCI/Worldship, Mettler PS, Mettler SICS)

**Construction:** Stainless steel weighing platform, ABS plastic indicator and mounting bracket, and steel base (APS70/150/250) or aluminum base (APS8/10/12/160/15/20/30)

**Included:** (1) 4-ft / 122-cm RS-232 serial cable, (1) AC power adapter, and CD-ROM with operation manual and USB driver

*Detecto Scale reserves the right to improve, enhance, or modify features and specifications without prior notice.*



**DETECTO**  
A Division of Cardinal Scale Manufacturing Co.



203 E. Daugerty, Webb City, MO 64870 USA  
Ph: 417-673-4631 or 1-800-641-2008 Fax: 417-673-5001  
www.Detecto.com

**Mobile: m.detecto.com**

**SOLD BY:**