



IB800 In-Bed Scale Operation

The Boom "F" can be raised or lowered using the Pump Assembly "A". The Pump Assembly "A"; includes the Pump Handle "B" and the Control Valve "C". With the Control Valve "C" turned fully clockwise, move the Pump Handle "B" up and down with slow strokes to raise the Boom "F". This action will raise the patient in the stretcher that is attached to the stretcher support hoops. The Boom "F" (and stretcher) can be lowered by slowly turning the Control Valve "C" counter clockwise.



CAUTION! SLOWLY turn the Control Valve "C" counter clockwise to prevent sudden lowering of the Boom "F".

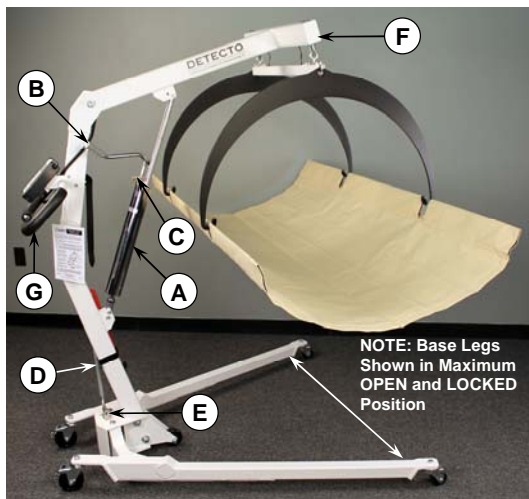
The Shifter Handle "D" is used to open the base legs for stability when lifting a patient. The base legs must be in the **MAXIMUM OPEN AND LOCKED POSITION** at all times when lifting a patient.



WARNING! For maximum stability and patient safety, operate the IB800 with the base legs in the maximum OPEN and LOCKED position. Failure to open the base legs to the maximum open and locked position can result in serious patient injury.

To OPEN Base Legs

- Grasp Shifter Handle "D" in one hand and place opposite hand on Steering Handle "G" of the column for balance.
- Move Shifter Handle "D" to your left to release Lock Pin "E", then bring Shifter Handle "D" towards you in a complete half-circle.
- Lock Pin "E" should insert into a hole in the plate to lock base legs in maximum open and locked position. Shifter Handle "D" should once again be vertical.
- To close base legs to a narrow position, when necessary for storage, reverse above procedure.
- IMPORTANT!** Always perform a visual check to ensure Lock Pin "E" is seated in the plate.



DANGER! NOT A PATIENT TRANSPORT DEVICE! This product is NOT intended for use in transporting patients! It is to be used ONLY for weighing a patient. Failure to observe this warning may result in serious injury to the patient and/or the scale operator.

0046-M551-O1 Rev B 03/13
 CARDINAL SCALE MFG. CO.
 203 E. Daugherty, Webb City, MO 64870 USA
 Ph: 417-673-4631 • Fax: 417-673-2153
 www.detecto.com

Printed in USA

Technical Support: Ph: 866-254-8261 • tech@cardet.com

OPERATING INSTRUCTIONS For IB800 In-Bed Scale

- Remove stretcher from stretcher carrier and suspend it from support hoop hooks.

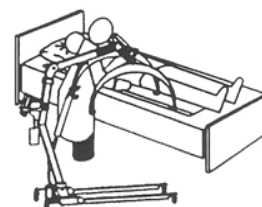


- Press ON/OFF key to turn indicator on. Press ZERO key to zero weight display.



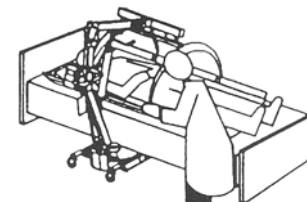
- When weight display shows zero (00), remove stretcher from support hoop hooks. Weight display will show negative weight equal to stretcher weight.

- Place stretcher under patient.

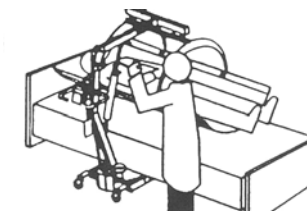


- Move scale to patient's bed. Open base legs to maximum OPEN and LOCKED position (for maximum stability), and then set brakes on rear wheels.

- Lower boom until stretcher support hoop hooks reach mattress and attach stretcher support bars to support hoop hooks.

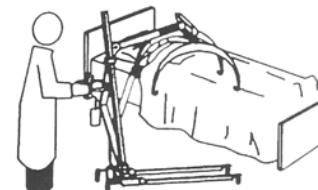


- Move pump handle up and down until patient is lifted off bed about one inch.



- Press LOCK/RELEASE key to lock weight display. Read and record patient's weight.

- Slowly turn control valve counter clockwise to lower patient onto bed.



- Disengage support hoop hooks from stretcher support bars. Raise boom to clear patient. Release brakes and remove scale from bedside. Remove stretcher from under patient.



DANGER!

NOT A PATIENT TRANSPORT DEVICE!

This product is NOT intended for use in transporting patients! It is to be used ONLY for weighing a patient. Failure to observe this warning may result in serious injury to the patient and/or the scale operator.