




CARDINAL®

MH-524

MINI HUGGER



Durable
AND Accurate
Drum Weighing

- 500 lb x 0.2 lb
- 24" x 24" Platform
- Single Point Sealed Load Cell
- 10' Load Cell Cable

Model MH-524

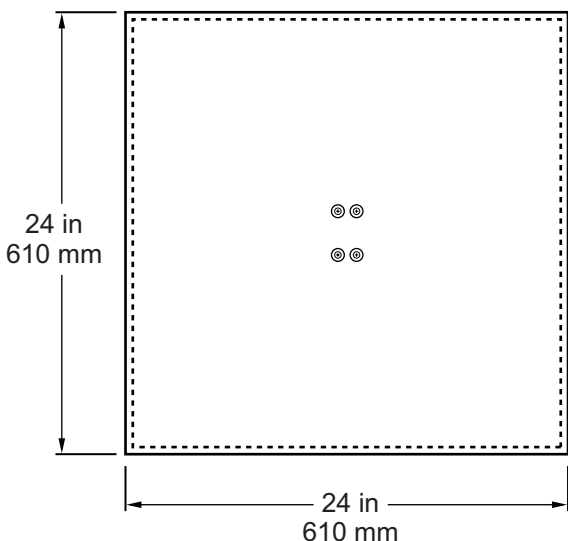
MINI HUGGER FLOOR SCALE

Great for industrial applications, Cardinal's Mini Hugger floor scale is rugged enough for everyday use in the busiest of warehouses. Cardinal's heavy-duty load cell and 1/2-inch thick steel deck plate mean low maintenance and high performance. Add a Cardinal 200 Series indicator (such as the Model 205) and you'll have a weighing system to get the job done accurately and reliably.

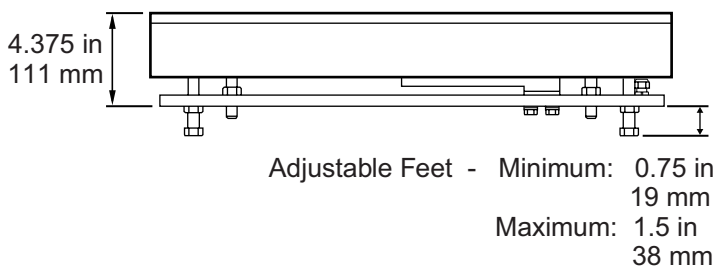


| | | |
|-------------------------------|----------------------|--|
| Capacity | | 500 lb |
| Output at Capacity | | 1.1 mV/V |
| Division Value (e-min) | | 0.2 lb |
| Construction | Platform | Mild steel (industrial tan baked powder paint) Size: 24 in x 24 in Height: Adjustable from 5.125 in - 5.875 in |
| | Mounting Feet | 4 adjustable, 2 in diameter |
| Load Cell | Series | Cardinal CHB series, 10' load cell cable |
| | Capacity | 500 kg |
| Overload | Safe | 1,200 lb |
| | Ultimate | 2,000 lb |
| | Stops | 5 overload stops: 1 at each corner, adjustable, and 1 at load cell, adjustable |
| Operating Temperature | | -10 to +40 °C / +14 to +104 °F |
| Net Weight | | 209 lb |
| Shipping Weight | | 225 lb |

Top View



End View



Cardinal Scale reserves the right to improve, enhance or modify features and specifications without prior notice. All registered trademarks are the property of their respective owners.



SOLD BY:

102 East Daugherty St., Webb City, MO 64870 USA
Toll-Free: (800) 441-4237 E-mail: cardinal@cardet.com
www.CardinalScale.com