


DETECTO®

MedVue®

Medical Weight Analyzer



Detecto Model MV1 Medical Weight Analyzer

- Units Locking into Kilograms or Pounds
- 200 Stored Transactions
- Wi-Fi/Bluetooth Models Available
- 350-Degree Swivel Mounting Bracket
- 99 Stored Tare Weights
- Alphanumeric Keypad



Versatile Connectivity

DETECTO's MedVue medical weight analyzer offers a host of different options, both wired and optional wireless, for DETECTO scales to connect with multiple devices for efficient EMR/EHR.

Connect with:


- Printers
- PCs
- Networks
- Tablets
- Bar Code Scanners
- Even Mobile Phones



EMR/EHR connectivity requires custom coding by software package developers.

WI-FI/BLUETOOTH CONNECTIVITY AVAILABLE

DETECTO's MedVue indicator is available with Wi-Fi/Bluetooth models offering connectivity with up to 150 ft. range for completely wireless EMR/EHR (range varies depending upon environmental conditions).



Wi-Fi/Bluetooth Models Available

RS232 Serial

USB

Ethernet (optional)



P50 printer

Almost every MedVue port may be used simultaneously (with the exception of Ethernet and Wi-Fi connections). For instance, a printer could be connected to the serial port, PC connected to the USB port, while a tablet is connected via Wi-Fi all at the same time. DETECTO's model P50 printer offers plug-and-play compatibility with the MedVue.

350-Degree Swivel Mounting Bracket

Enjoy freedom of movement wherever you need to position the display with the MedVue's 350-degree tilt-and-swivel mounting bracket.



350-degree rotation in all directions!




Easy-to-read,
7/8-inch (22-mm) high
LCD weight digits



Weight, height, and BMI shown
onscreen simultaneously

Large, bold 3.5-inch-wide x
3-inch-high (89-mm-wide x
76-mm-high) backlight display

Wi-Fi/Bluetooth
Available



Digitally filters the weight signal to produce
a stable weight display despite movement

Units locking into
pounds or kilograms

Alphanumeric
keypad

14-digit
patient ID

Selectable sleep mode
conserves battery power

The MedVue is Standard on Select DETECTO Clinical Scales

EASY SET-UP NAVIGATION

DETECTO's MedVue indicator features a tiered menu system with up/down navigation controls to quickly update any settings you wish to change, such as changing the sleep mode period of time or lowering the backlight intensity to make the batteries last longer.

Standard on select wheelchair,
bariatric, and stretcher scales.



MULTIPLE LANGUAGE SETTINGS

The MedVue features user-prompting in four different languages:


- English
- Spanish
- French
- German




MedVue[®]

Medical Weight Analyzer

Detecto's MedVue operates on 6 C batteries (not included) or optional MV1PWR AC adapter.




SPECIFICATIONS

Models	MV1	MV1C	MV2	MV2C
Location	North American		International	
Wi-Fi/Bluetooth Connectivity		●		●
Power Requirements	6 "C" cell Alkaline, Ni-Cad or NiMH batteries (not included) OR an optional 110-240 VAC 50/60 Hz 12 VDC 1.25A wall plug-in AC power adapter (DETECTO part number MV1PWR)		6 "C" cell Ni-Cad or NiMH batteries (not included) OR an optional 110-240 VAC 50/60 Hz 12 VDC 1.25A wall plug-in AC power adapter (DETECTO part number MV2PWR)	
Display	Overall Display Size: 3.5 inch W x 3 inch H (89 mm W x 76 mm H) backlit blue LCD Weight: 5 digit, seven segment, 0.875 inch (22.23 mm) high LCD Height: 4 digit, seven segment, 0.5 inch (12.7 mm) high LCD BMI: 3 digit, seven segment, 0.5 inch (12.7 mm) high LCD ID: 14 digit, 14 segment, 0.35 inch (8.89 mm) high LCD			
Battery Life	7,560 weighments (with backlight fully ON) / 10,620 weighments (with backlight fully OFF)			
Sensitivity	0.5 uV/division (0 to 3.0 mV/V), Class III			
Operating Temperature	14 to 104 °F (-10 to +40 °C)			
Signal Input Range	0 to 15mV max.			
Transducer Excitation	5.0 VDC			
Number of Load Cells	up to 4 each 350 Ω			
Load Cell Cable Length	30 feet (9 meters) max.			
Capacities	Weight: 10,000 divisions commercial - Height: 0 - 9' 11.9" - BMI: up to 999			
Resolution	10,000 divisions			
NTEP	Certificate of Conformance Number 13-011			
Division Value	1, 2 or 5 x 1, 0.1, 0.01, 0.001			
Sample Rate	1 to 100 samples per second selectable			
Auto Zero Range	0.5 or 1 through 9 divisions			
Weighing Units	Pounds (lb), Pounds/Kilograms (lb/kg), Kilograms (kg) and Kilograms/Pounds (kg/lb)			
Keyboard	Membrane type with 19 keys			
Enclosure Size	9.8 inch W x 6.8 inch H x 1.8 inch D (248.9 mm W x 172.7 mm H x 45.7 mm D)			
Construction	Painted steel			

STANDARD FEATURES:

- Units Locking • Auto Shut-Off • Selectable Sleep-Mode • Selectable Filtering • 99 Tare Storage
- Serial I/O (Input/Output) • USB Device Port • Height Rod Port (for Optional Detecto Digital Height Rod) • 200 Transactions Stored

OPTIONAL FEATURES:

- MVIP Ethernet Option • Detecto DHR (Digital Height Rod) • MV1PWR, 12VDC AC Power Adapter
- Welch Allyn[®] WACONNECT 



Detecto Scale reserves the right to improve, enhance, or modify features and specifications without prior notice.



DETECTO[®]

102 East Daugherty St., Webb City, MO 64870 USA
 Toll-Free: (800) 641-2008 E-mail: detecto@cardet.com
www.Detecto.com

SOLD BY: