

DETECTO®

RESCUE

medical carts



Model
RC333369BLU-L



**COMING TO
THE RESCUE
WHEN LIFE
MATTERS MOST**



Model
RC33669RED

- Available in 5- or 6-Drawer Models
- Four Colors: Red, Blue, Yellow, and White
- ABS Countertop is Easy to Clean
- Push Handle with User-Friendly Design
- Available in Loaded Models Stocked with Accessories

**360-DEGREE
ROTATION FOR
TIGHT CORNERS**

RESCUE

medical carts



Model
RC33669BLU-L

- Auto-return rail on drawers
- Keyed or EMG breakaway central lock secures all drawers at the same time
- Push handle with user-friendly design
- Colors available for ER (red), Anesthesiology (blue), Isolation (yellow), and General Purpose (white) departments
- ABS countertop surface is easy to clean
- Quality steel cart body construction
- ABS bumpers on each of the 4 corners
- 5-in diameter wheels
- Numerous optional accessories available such as IV poles, cardiac boards, catheter holders, drawer dividers, glove dispensers, sharps container holders, and waste bins
- Drawer dimensions: 22.4 in W x 15.6 in D / 56.9 cm W x 39.6 cm D
- Cart dimensions: 27.8 in W x 21.3 in D x 41.8 in H (without guide handle) / 70.6 cm W x 54.1 cm D x 106.2 cm H



Hygienic Wipe-down Surfaces

The Rescue series carts are built with the busy clinical user in mind and feature an ABS countertop with smooth molded contours that are easy to clean for hygienic wipe-down disinfection. A central lock secures all the drawers at the same time for convenience.



Versatile Wheel Locks

The Rescue carts feature 2 parking locks and 1 directional steering lock on the wheels. The 5-inch-diameter wheels are built to last under heavy-duty clinical daily use. ABS bumpers protect all four corners of the medical carts.




Multiple Accessories Available

The Rescue series features a number of accessories available (like these drawer dividers) or you may purchase a fully-loaded cart pre-stocked with typical accessories needed for ER or Anesthesiology departments.

EMERGENCY ROOM CARTS




5-Drawer Cart
Model: RC33669RED
Description: White Frame with (5) Red 3"/3"/6"/6"/9" Drawers with EMG Lock
Shipping Wt: 132 lb



5-Drawer Cart
Model: RC33669RED-L
Description: White Frame Loaded Cart with (5) Red 3"/3"/6"/6"/9" Drawers with EMG Lock
Included Accessories: IV pole, defibrillator shelf, cardiac board, oxygen tank holder, sharps container holder, and two accessory rails
Shipping Wt: Cart: 132 lb
 Accessory Box: 22 lb



6-Drawer Cart
Model: RC333369RED
Description: White Frame with (6) Red 3"/3"/3"/3"/6"/9" Drawers with EMG Lock
Shipping Wt: 132 lb




6-Drawer Cart
Model: RC333369RED-L
Description: White Frame Loaded Cart with (6) Red 3"/3"/3"/3"/6"/9" Drawers with EMG Lock
Included Accessories: IV pole, defibrillator shelf, cardiac board, oxygen tank holder, sharps container holder, and two accessory rails
Shipping Wt: Cart: 132 lb
 Accessory Box: 22 lb

GENERAL PURPOSE / UTILITY CARTS



5-Drawer Cart
Model: RC33669WHT
Description: White Frame with (5) White 3"/3"/6"/6"/9" Drawers with Keyed Lock
Shipping Wt: 132 lb



6-Drawer Cart
Model: RC333369WHT
Description: White Frame with (6) White 3"/3"/3"/3"/6"/9" Drawers with Keyed Lock
Shipping Wt: 132 lb

ANESTHESIOLOGY CARTS



5-Drawer Cart
Model: RC33669BLU
Description: White Frame with (5) Blue 3"/3"/6"/6"/9" Drawers with Keyed Lock
Shipping Wt: 132 lb



5-Drawer Cart
Model: RC33669BLU-L
Description: White Frame Loaded Cart with (5) Blue 3"/3"/6"/6"/9" Drawers with Keyed Lock
Included Accessories: sharps container holder, 12-bin organizer with accessory bridge, catheter holder, waste bin, and two accessory rails
Shipping Wt: Cart: 132 lb
 Accessory Box: 18 lb



6-Drawer Cart
Model: RC333369BLU
Description: White Frame with (6) Blue 3"/3"/3"/3"/6"/9" Drawers with Keyed Lock
Shipping Wt: 132 lb




6-Drawer Cart
Model: RC333369BLU-L
Description: White Frame with (6) Blue 3"/3"/3"/3"/6"/9" Drawers with Keyed Lock
Included Accessories: sharps container holder, 12-bin organizer with accessory bridge, catheter holder, waste bin, and two accessory rails
Shipping Wt: Cart: 132 lb
 Accessory Box: 18 lb

ISOLATION MEDICAL CARTS




5-Drawer Cart
Model: RC33669YEL
Description: White Frame with (5) Yellow 3"/3"/6"/6"/9" Drawers with Keyed Lock
Shipping Wt: 132 lb




6-Drawer Cart
Model: RC333369YEL
Description: White Frame with (6) Yellow 3"/3"/3"/3"/6"/9" Drawers with Keyed Lock
Shipping Wt: 132 lb


ER LOADED CART ACCESSORIES




Model: CAIP
Description: Chrome IV Pole
Dimensions: 12.1 in W x 1.5 in D x 27.6 in H (46.3 in H fully extended) / 30.7 cm W x 3.8 cm D x 70.1 cm H (117.6 cm H fully extended)
Shipping Wt: 4 lb



Model: CADS
Description: Aluminum Defibrillator Shelf
Dimensions: 13.1 in W (16.4 in W fully extended) x 13.3 in D x 16.1 in H (26 in H fully extended) / 33.3 cm W (41.7 cm W fully extended) x 33.8 cm D x 40.9 cm H (66 cm H fully extended)
Shipping Wt: 6 lb




Model: CACB
Description: Clear Acrylic Cardiac Board with Handle
Dimensions: 17.3 in W x 0.3 in D x 20.1 in H / 43.9 cm W x 0.8 cm D x 51.1 cm H
Shipping Wt: 7 lb




Model: CARCOH
Description: Oxygen Tank Holder with Accessory Rail
Dimensions: 5.8 in W x 4.9 in D x 15.9 in H / 14.7 cm W x 12.4 cm D x 40.4 cm H
Shipping Wt: 4 lb

ER AND ANESTHESIOLOGY LOADED CART ACCESSORY




Model: CARCDSC
Description: Sharps Container Holder with Accessory Rail
Dimensions: 11.0 in W x 5.5 in D x 6.4 in H / 27.9 cm W x 14.0 cm D x 16.3 cm H
Shipping Wt: 2 lb


ANESTHESIOLOGY LOADED CART ACCESSORIES



Model: CAB12
Description: 12-Bin Organizer with Accessory Bridge
Dimensions: 23.6 in W x 3.3 in D x 9.8 in H / 60 cm W x 8.4 cm D x 24.9 cm H
Shipping Wt: 6 lb PLUS 2 lb for accessory bridge








Model: CARCCH
Description: Catheter Holder with Accessory Rail
Dimensions: 4.0 in W x 4.6 in D x 18.9 in H / 10.2 cm W x 11.7 cm D x 48 cm H
Shipping Wt: 2 lb



Model: CARCWB
Description: Waste Bin with Accessory Rail
Dimensions: 10.4 in W x 7.0 in D x 17.3 in H / 26.4 cm W x 17.8 cm D x 43.9 cm H
Shipping Wt: 4 lb

ADDITIONAL RESCUE CART ACCESSORIES

	<p>Model: CAB05 Description: 5-Bin Organizer with Accessory Bridge Dimensions: 23.5 in W x 4.8 in D x 5.9 in H / 59.7 cm W x 12.2 cm D x 15 cm H Shipping Wt: 5 lb PLUS 2 lb for accessory bridge</p>		<p>Model: CARCGD Description: Glove Dispenser with Accessory Rail Dimensions: 10.5 in W x 4.5 in D x 5.3 in H / 26.7 cm W x 11.4 cm D x 13.5 cm H Shipping Wt: 2 lb</p>
	<p>Model: CAPS Description: 50 Red Plastic Seals, Individually Numbered Shipping Wt: 1 lb</p>		<p>Model: CARCDS3 Description: Cart Divider Set for 3" Drawer, Includes 3 short and 3 long dividers for 16 compartment capability Shipping Wt: 2 lb</p>
	<p>Model: CARCDS6 Description: Cart Divider Set for 6" Drawer, Includes 2 short and 2 long dividers for 9 compartment capability Shipping Wt: 2 lb</p>		

CUSTOM CARTS AND PEDIATRIC CARTS:

If you don't see a standard medical cart model in this brochure that suits your application, DETECTO can custom build it for your clinical facility. One of our representatives will be happy to discuss your particular needs, and we can provide medical carts built exactly to your specifications.



Detecto Scale reserves the right to improve, enhance, or modify features and specifications without prior notice.

SOLD BY:

DETECTO®

102 East Daugherty St., Webb City, MO 64870 USA
 Toll-Free: (800) 641-2008 E-mail: detecto@cardet.com
www.Detecto.com