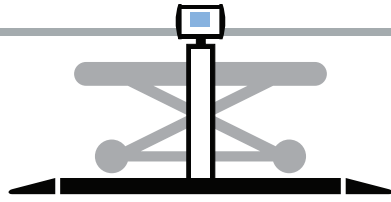


DETECTO®




STRETCHER SCALE



Detecto
Model
8550

MODELS 8500/8550


- Spacious platform accommodates all common stretcher types
- Two integral wheels and guide handles for mobility
- High-capacity digital scale for stretchers and wheelchairs
- Available with or without column for weight indicator
- Units locking into Kilograms or Pounds



Detecto Model 8500

PRECISION WEIGHING

FOR PATIENTS IN STRETCHERS GURNEYS OR WHEELCHAIRS



Detecto Model 8500



Detecto Model 8550

- 1,000 lb x 0.2 lb / 450 kg x 0.1 kg capacity
- Spacious 60 in W x 32.5 in D / 1,524 mm W x 826 mm D platform size
- Hold/Release key to hold weight after leaving the scale for better patient care
- Sturdy steel construction for optimal durability
- Mobile for use in multiple clinical departments
- Two integrated ramps included for easy access




DETECTO

DETECTO's Stretcher Scale is ideal for emergency arrivals into a hospital when time is of the essence for gathering patient weights. The DETECTO models 8500 and 8550 can be used in the ER, dialysis, long-term care, and nursing homes.

The single-pass weighing feature saves time by allowing you to enter the stretcher or wheelchair tare weight using the numeric keypad on the indicator. You may also use the convenient pushbutton tare feature to remove the stretcher or wheelchair weight if you don't know the weight already.

PORTABLE WITH INTEGRAL WHEELS AND GUIDE HANDLES

DETECTO's Stretcher Scale is engineered and manufactured at a light enough weight that it is easily portable to lift up and roll by nursing professionals. The model 8500 is 115 lb/ 52 kg net weight and the model 8550 is 130 lb/59 kg. The slim profile scale design fits easily through doorways of nearly any size.



WI-FI / BLUETOOTH MODELS AVAILABLE

DETECTO'S STRETCHER SCALE IS LOADED WITH HELPFUL FEATURES AND TIME-SAVING BENEFITS



STRETCHER SCALE



LIFT AND ROLL

The scale's relatively low net weight, wheels, and guide handles all combine to make it easy to maneuver.



WEIGH WHEELCHAIRS, TOO

The Stretcher Scale may be used to weigh wheelchairs as well as stretchers and gurneys.



LOW PROFILE PLATFORM

DETECTO's Stretcher Scale has a 2-inch-high, low-profile platform with textured mat surface.



BRACKET INCLUDED (Model 8500)

The model 8500 comes with a wall or desk mount swivel bracket for the MedVue® weight indicator.



EASILY-COLLAPSIBLE COLUMN

It's easy to quickly slide the release lever and fold down the 8550's column for transport.



TWO-WAY QUICK ACCESS RAMPS

The two-way-access ramps rest on the floor making it easy to roll patients onto the scale platform.



OPTIONAL GUIDE RAILS

An optional yellow guide rail kit is available for the 8500/8550 (8500-GUIDERAILS).



STRETCHER SCALE


DETECTO MODELS 8500/8550



DETECTO model 8550 shown with optional yellow guide rails

Options

8500-GUIDERAILS	Guide rail kit painted yellow for models 8500/8550 (includes wheel side and handle side)
MV1PWR	Medical-grade AC adapter power supply with US plug
MVWIFI	Wireless option card
MVIP	Wired Ethernet interface option



	8500	8500-C	8550	8550-C
Capacity	1,000 lb x 0.2 lb / 450 kg x 0.1 kg			
LCD Display Dimensions	3.5 in W x 3 in H / 89 mm W x 76 mm H backlit blue LCD			
Display	5 digit, 7 segment, 7/8 inch (22 mm) high LCD weight digits			
Resolution	5,000 divisions, max.			
Keypad	19 key, color-coded, sealed membrane			
Functions	Tare, Net/Gross, Hold/Release, Zero, metric conversion, ID storage, Height entry for Body Mass Index calculation, and printer output			
Power	Optional model MV1PWR AC adapter or 6 C batteries (not included). Models are offered with AC adapter by adding -AC suffix to model number.			
Battery Life	7,560 weighments (with backlight fully ON) 10,620 weighments (with backlight fully OFF)			
Connectivity	RS232 serial, USB	RS232 serial, USB, Wi-Fi/Bluetooth	RS232 serial, USB	RS232 serial, USB, Wi-Fi/Bluetooth
Cable Length (Model 8500 only)	6 ft / 1.8 m coiled cable, 14 ft / 4.2 m fully extended (from scale to indicator)			
Mounting Bracket	350-degree indicator swivel mounting bracket included			
Operating Temperature	14 to 104 °F / -10 to +40 °C			
Construction	Mild steel			
Included	Two ramps (assembly required)			
Overall Dimensions	76 in W x 38 in D x 2 in H / 1,930 mm W x 965 mm D x 51 mm H		76 in W x 38 in D x 44.8 in H / 1,930 mm W x 965 mm D x 1,138 mm H	
Remote Indicator Dimensions	9.8 in W x 8.3 in D x 7.8 in H / 249 mm W x 211 in D x 198 mm H (including swivel mounting bracket)		Included in overall dimensions	
Platform Dimensions	60 in W x 32.5 in D x 2 in H / 1,524 mm W x 826 mm D x 51 mm H			
Ramp Dimensions	7.5 in W x 32.5 in D x 2 in H / 191 mm W x 826 mm D x 51 mm H			
Optional Guide Rail Dimensions	24 in W x .1 in D x 3.3 in H / 610 mm W x 3 mm D x 83 mm H (2 short rails per scale) and 27 in W x .1 in D x 3.3 in H / 686 mm W x 3 mm D x 83 mm H (2 long rails per scale)			
Net Weight	115 lb / 52 kg (including indicator and mounting bracket)		130 lb / 59 kg	
Shipping Weight	200 lb / 91 kg (including pallet)		215 lb / 98 kg (including pallet)	
Shipping Dimensions	65 in L x 41 in W x 14 in H / 165 cm L x 104 cm W x 36 cm H			
Country of Origin	USA			
UPC Code	809161305005	809161327106	809161305104	809161327205

DETECTO reserves the right to improve, enhance, or modify features and specifications without prior notice.



102 East Daugherty St., Webb City, MO 64870 USA
Toll-Free: (800) 641-2008 E-mail: detecto@cardet.com
www.Detecto.com

SOLD BY: